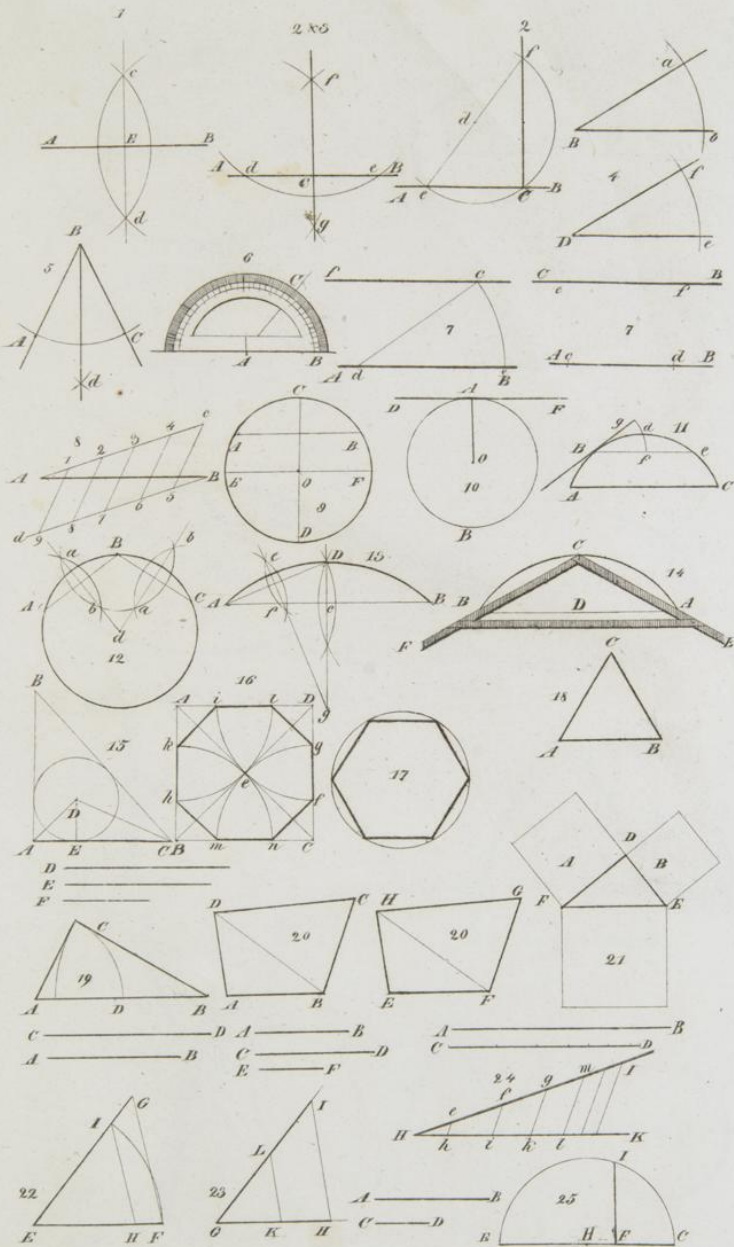

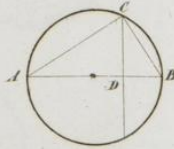
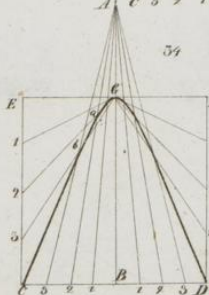
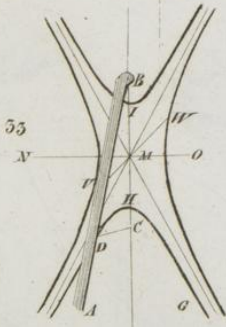
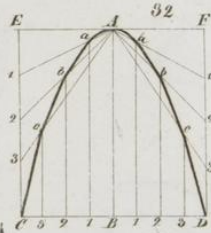
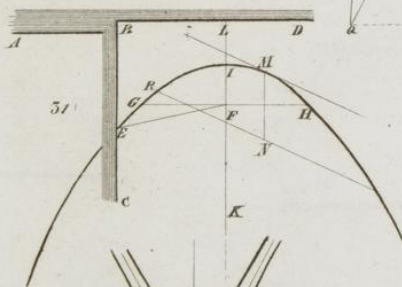
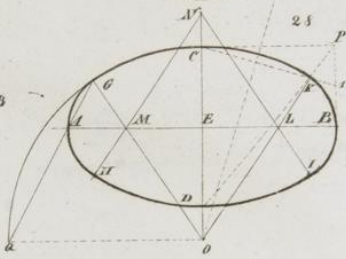
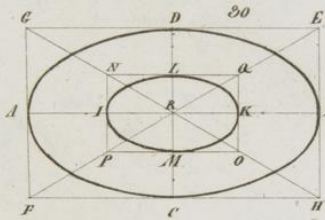
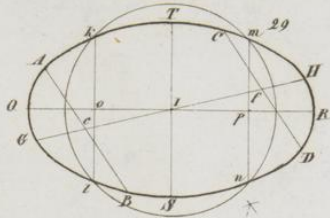
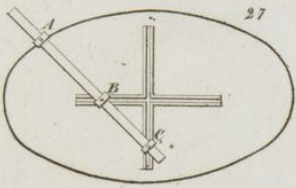
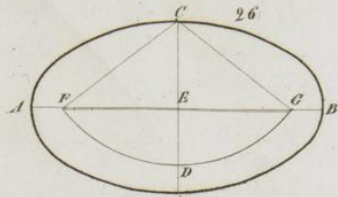
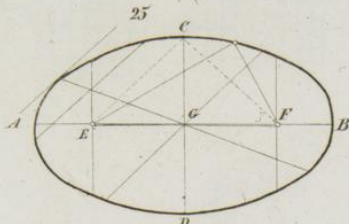



—y—

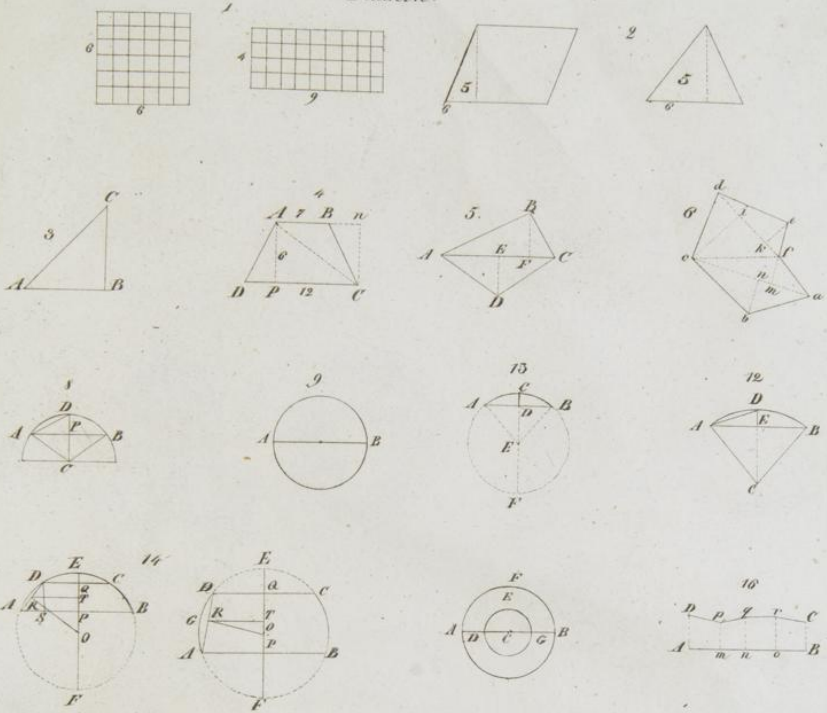




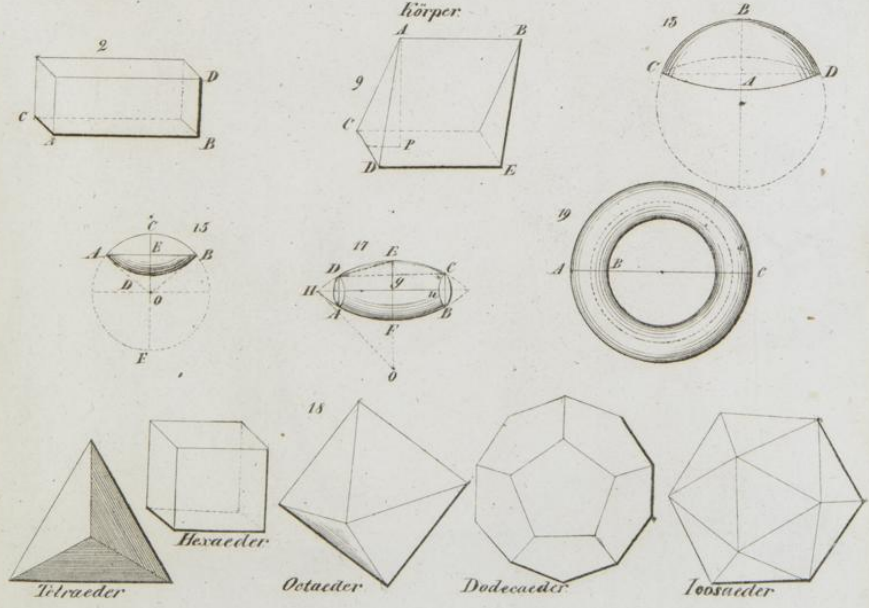






Flächen.

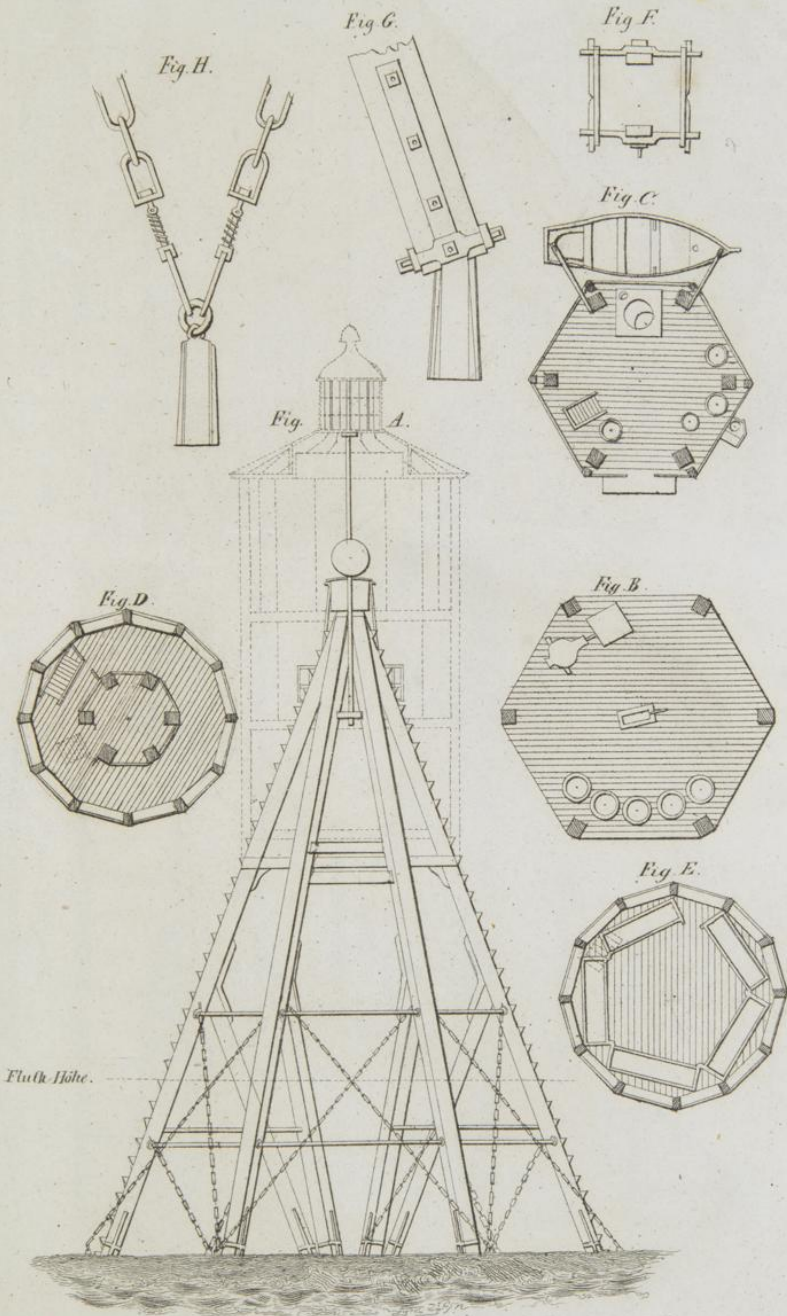


Körper.









Das während des Baus des Leuchthurms von Bellrock benutzte
Zusfluchtsraus.




Fig. 1

Fig. 2

Fig. 3

Fig. 4

Fig. 5

Fig. 6

Fig. 7

Fig. 8

Fig. 9

Fig. 10

Fig. 11

Fig. 12

Fig. 13

Fig. 14

Fig. 15

Fig. 16

Fig. 17

Fig. 18

Fig. 19

Fig. 20

Fig. 21

Fig. 22

Fig. 23

Fig. 24

Fig. 25

Fig. 26

Fig. 27

Fig. 28

Fig. 29

Fig. 30

Fig. 31

Fig. 32

Fig. 33

Fig. 34

Fig. 35

Fig. 36

Fig. 37

Fig. 38

Fig. 39

Fig. 40

Fig. 41

Fig. 42

Fig. 43

Fig. 44

Fig. 45

Fig. 46

Fig. 47

Fig. 48

Fig. 49

Fig. 50

Fig. 51

Fig. 52

Fig. 53

Fig. 54

Fig. 55

Fig. 56

Fig. 57

Fig. 58

Fig. 59

Fig. 60

Fig. 61

Fig. 62

Fig. 63

Fig. 64

Fig. 65

Fig. 66

Fig. 67

Fig. 68

Fig. 69

Fig. 70

Fig. 71

Fig. 72

Fig. 73

Fig. 74

Fig. 75

Fig. 76

Fig. 77

Fig. 78

Fig. 79

Fig. 80

Fig. 81

Fig. 82

Fig. 83

Fig. 84

Fig. 85

Fig. 86

Fig. 87

Fig. 88

Fig. 89

Fig. 90

Fig. 91

Fig. 92

Fig. 93

Fig. 94

Fig. 95

Fig. 96

Fig. 97

Fig. 98

Fig. 99

Fig. 100

Eiserner Aqueduct von Pontecrylle

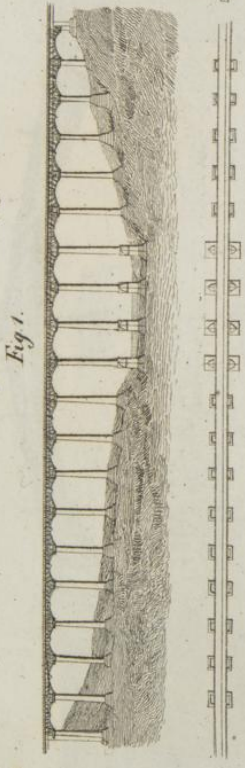


Fig. 1.

Aqueduct von Chirk

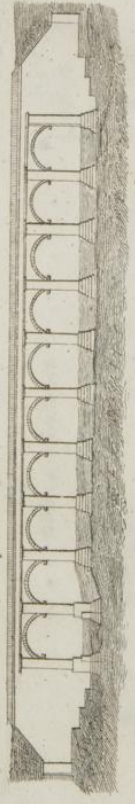


Fig. 2.

Fig. 6.

Fig. 4.

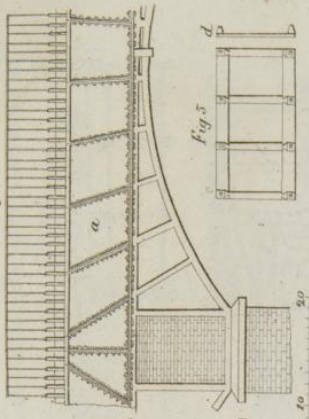
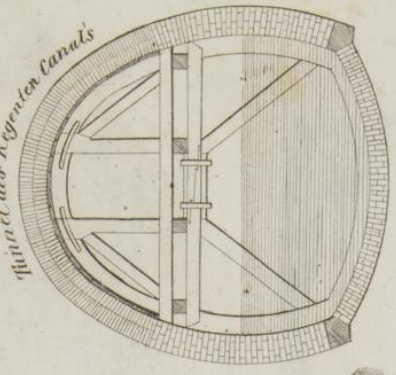


Fig. 5.

Einzeltheil des Aqueducts von Pontecrylle.

Fig. 11.



Querschnitt des Regenten Canals

Fig. 3.

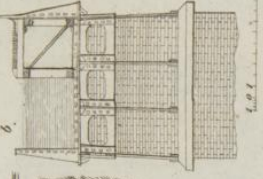
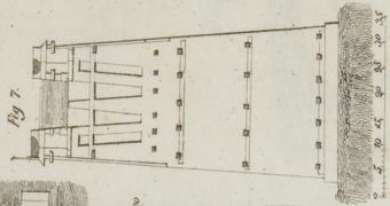


Fig. 7.



Aqueduct von Langdon



Fig. 8.

Fig. 9.

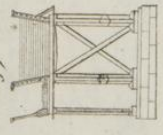
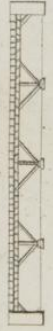



Fig. 10.





Brücke über den Meer bey Sunderland

Fig. 1.

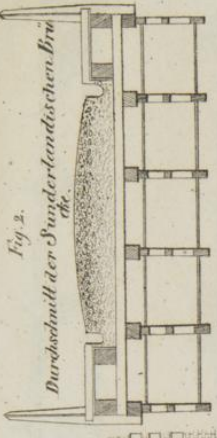
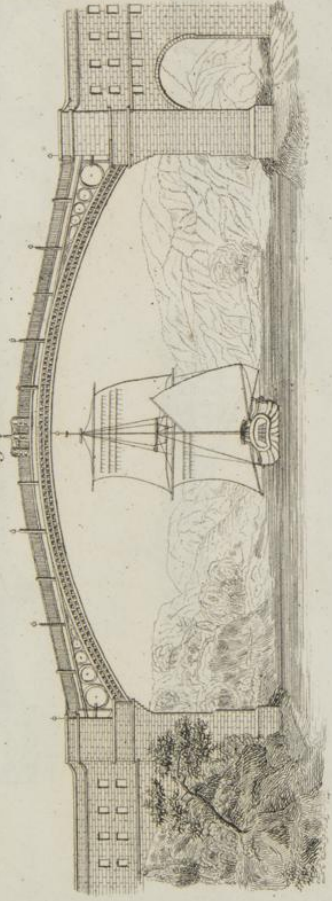


Fig. 2.

Durchschnitt der Sunderlandischen Brücke

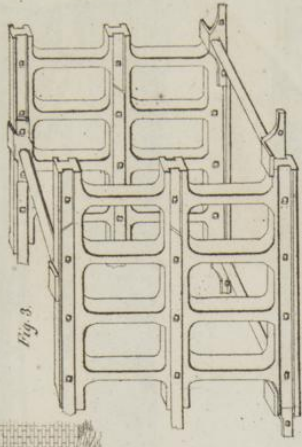


Fig. 3.

Gerüste einer der Rippen.

Fig. 4.

Colbrooktaler Brücke.




Fig. 5.

Aufriß

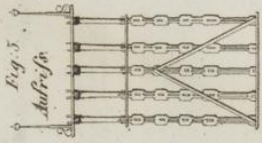


Fig. 6.





Fig. 7.



Baultwas Brücke

Fig. 8.





Vauchall Brücke

Fig. 1.




Fig. 2.

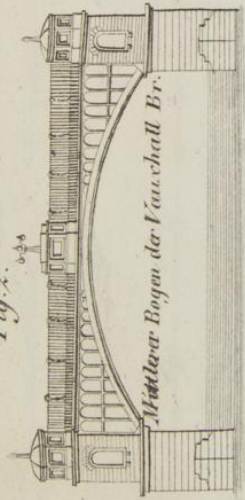


Fig. 3.

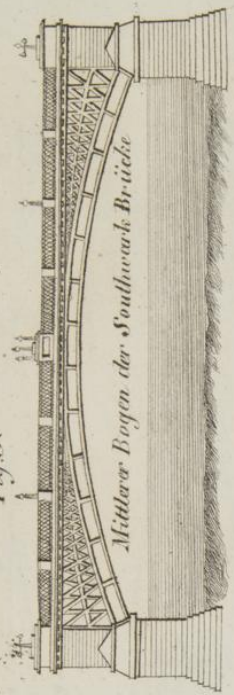


Fig. 4.


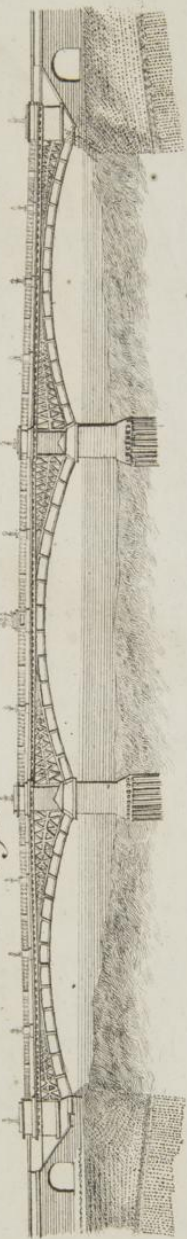
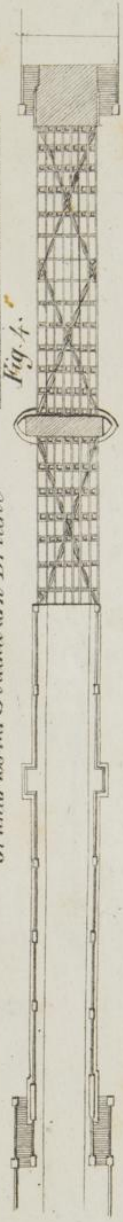


Fig. 5.



Grundriss der Southwark Brücke






Fig. 1.

Kreuzbach

A

B

Fig. 2.

A

B

C

D

E

F

G

H

I

J

K

L

M

N

O

P

Q

R

S

T

U

V

W

X

Y

Z

a

b

c

d

e

f

g

h

i

j

k

l

m

n

o

p

q

r

s

t

u

v

w

x

y

z

aa

bb

cc

dd

ee

ff

gg

hh

ii

jj

kk

ll

mm

nn

oo

pp

qq

rr

ss

tt

uu

vv

ww

xx

yy

zz

aaa

bbb

ccc

ddd

eee

fff

ggg

hhh

iii

jjj

kkk

lll

mmm

nnn

ooo

ppp

qqq

rrr

sss

ttt

uuu

vvv

www

xxx

yyy

zzz

aaaa

bbbb

cccc

dddd

eeee

ffff

gggg

hhhh

iiii

jjjj

kkkk

llll

mmmm

nnnn

oooo

pppp

qqqq

rrrr

ssss

tttt

uuuu

vvvv

wwww

xxxx

yyyy

zzzz

aaaaa

bbbbb

ccccc

ddddd

eeeee

fffff

ggggg

hhhhh

iiiiii

jjjjj

kkkkk

lllll

mmmmm

nnnnn

ooooo

ppppp

qqqqq

rrrrr

sssss

ttttt

uuuuu

vvvvv

wwwww

xxxxx

yyyyy

zzzzz

aaaaaa

bbbbbb

cccccc

dddddd

eeeeee

ffffff

gggggg

hhhhhh

iiiiiii

jjjjjj

kkkkkk

llllll

mmmmmm

nnnnnn

oooooo

pppppp

qqqqqq

rrrrrr

ssssss

tttttt

uuuuuu

vvvvvv

wwwwww

xxxxxx

yyyyyy

zzzzzz

aaaaaaa

bbbbbbb

ccccccc

ddddddd

eeeeeee

fffffft

ggggggg

hhhhhhh

iiiiiiii

jjjjjjj

kkkkkkk

lllllll

mmmmmm

nnnnnnn

ooooooo

ppppppp

qqqqqqq

rrrrrrr

sssssss

ttttttt

uuuuuuu

vvvvvvv

wwwwwww

xxxxxxx

yyyyyyy

zzzzzzz

aaaaaaaa

bbbbbbbb

cccccccc

dddddddd

eeeeeeee

fffffftt

ggggggg

hhhhhhh

iiiiiiii

jjjjjjj

kkkkkkk

lllllll

mmmmmm

nnnnnnn

ooooooo

ppppppp

qqqqqqq

rrrrrrr

sssssss

ttttttt

uuuuuuu

vvvvvvv

wwwwwww

xxxxxxx

yyyyyyy

zzzzzzz

aaaaaaaa

bbbbbbbb

cccccccc

dddddddd

eeeeeeee

fffffftt

ggggggg

hhhhhhh

iiiiiiii

jjjjjjj

kkkkkkk

lllllll

mmmmmm

nnnnnnn

ooooooo

ppppppp

qqqqqqq

rrrrrrr

sssssss

ttttttt

uuuuuuu

vvvvvvv

wwwwwww

xxxxxxx

yyyyyyy

zzzzzzz

aaaaaaaa

bbbbbbbb

cccccccc

dddddddd

eeeeeeee

fffffftt

ggggggg

hhhhhhh

iiiiiiii

jjjjjjj

kkkkkkk

lllllll

mmmmmm

nnnnnnn

ooooooo

ppppppp

qqqqqqq

rrrrrrr

sssssss

ttttttt

uuuuuuu

vvvvvvv

wwwwwww

xxxxxxx

yyyyyyy

zzzzzzz

aaaaaaaa

bbbbbbbb

cccccccc

dddddddd

eeeeeeee

fffffftt

ggggggg

hhhhhhh

iiiiiiii

jjjjjjj

kkkkkkk

lllllll

mmmmmm

nnnnnnn

ooooooo

ppppppp

qqqqqqq

rrrrrrr

sssssss

ttttttt

uuuuuuu

vvvvvvv

wwwwwww

xxxxxxx

yyyyyyy

zzzzzzz

aaaaaaaa

bbbbbbbb

cccccccc

dddddddd

eeeeeeee

Eisenbahn

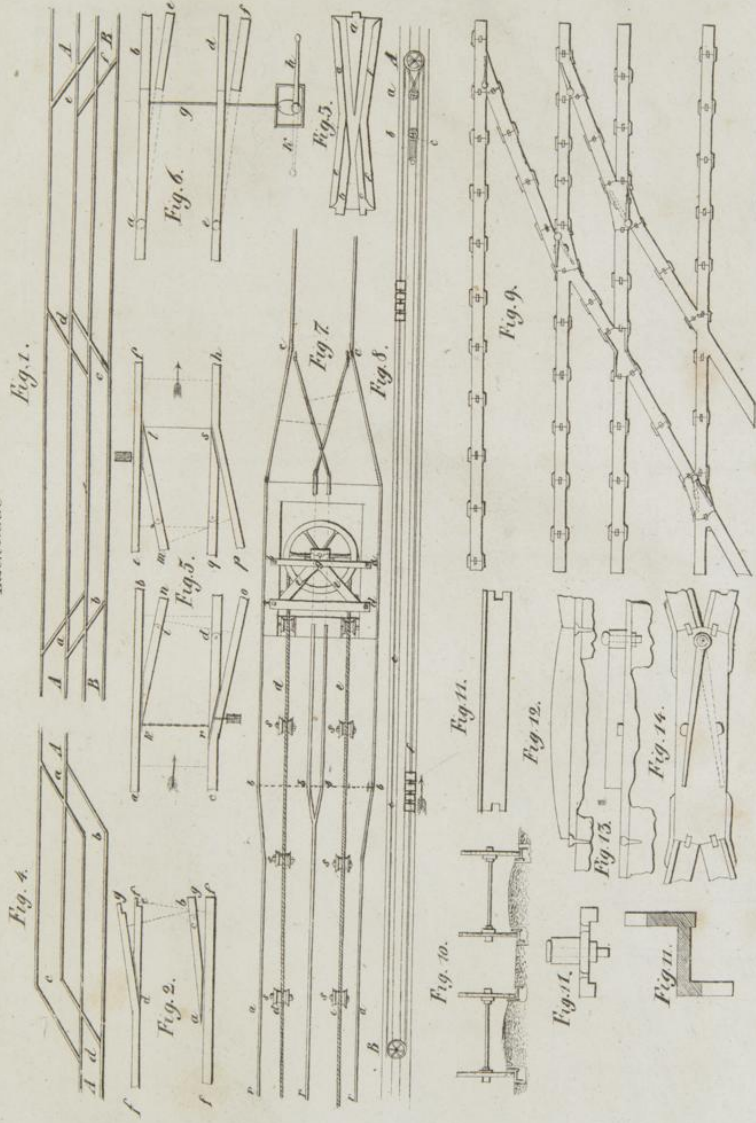


Fig. 1.

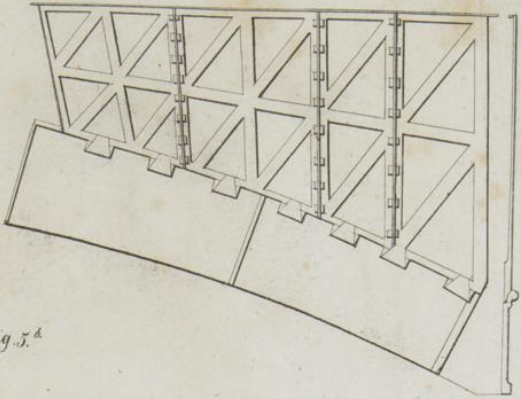


Fig. 3^a.

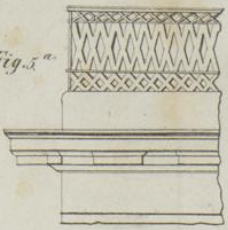


Fig. 3^b.

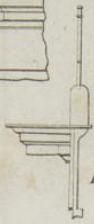


Fig. 2^a.

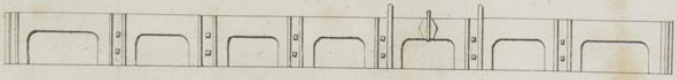


Fig. 2^b.




Fig. 2^c.

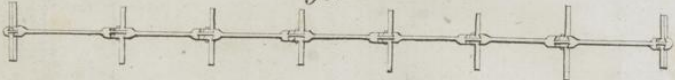


Fig. 6.

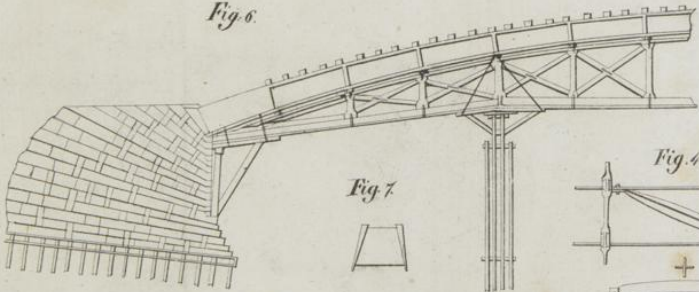


Fig. 7.



Fig. 4.

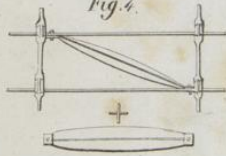


Fig. 9.

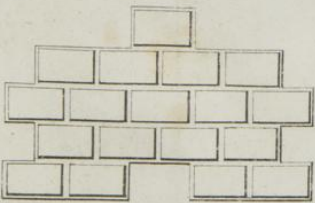


Fig. 8.



Fig. 5^a.

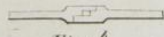



Fig. 5^b.



Fig. 10.






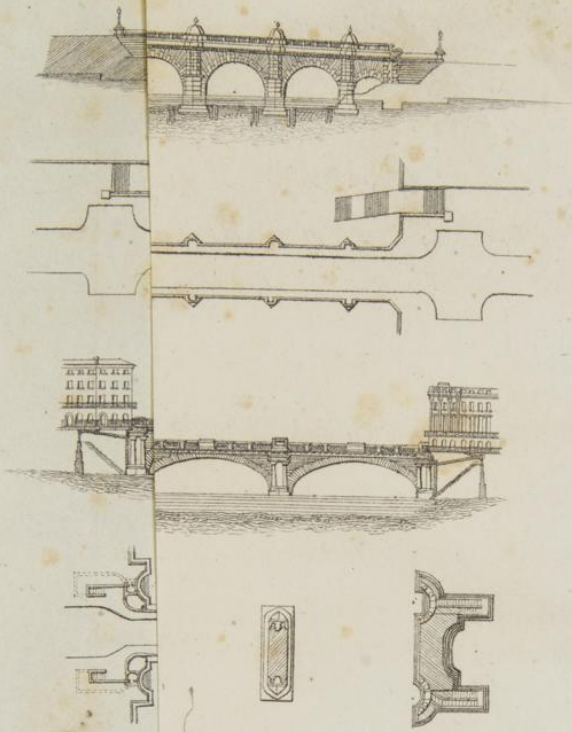


Fig. 6.

Bogens der Strand Brücke

Fig. 1
Wismünder Brücke



Fig. 2



Fig. 3
Strand Brücke



Fig. 4

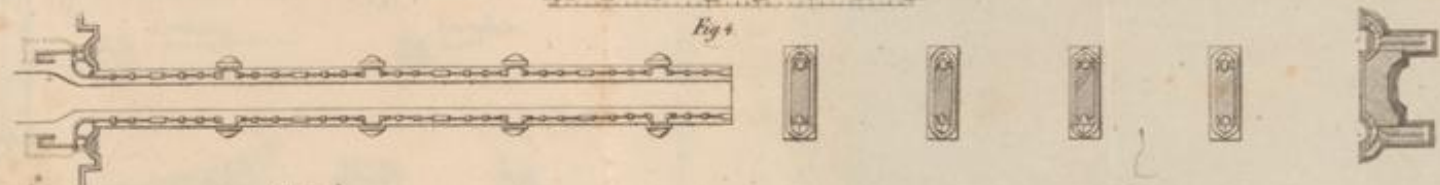


Fig. 5






Fig. 6





N^o1. Helmsdal



N^o3. Patarcher Brücke über den See.



N^o4. Bonarsche Brücke von Craig Ellachie.



N^o7. Brücke von Adrie.



Easter Fearn'sche Brücke.



Brücke von Aultmore.



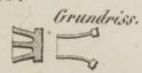
Fig. 3. Fig. 4.



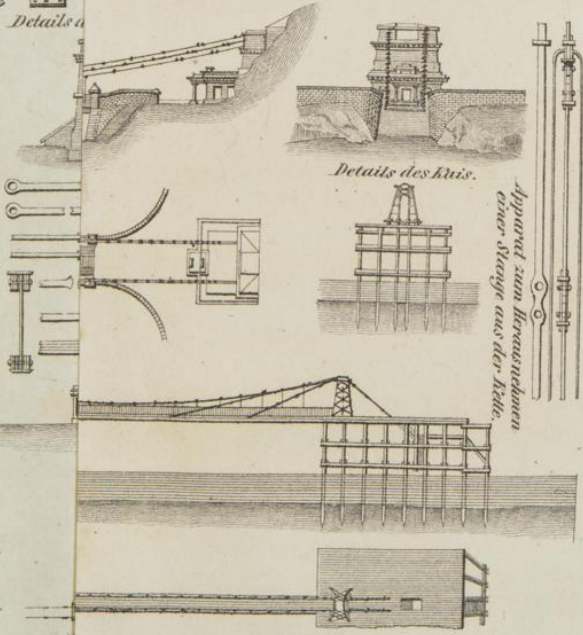
N^o9.



N^o10.




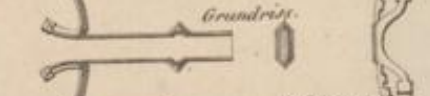



Verschiedene Details mitschließlich der Verbindung, Verankerung, Kettenglieder etc.



Details des Kruis.


Apparat zum Herunternehmen eines Strangs aus der Höhe.



Maasstab von 10 20 50 100 200 Kilsnochan

Technische Details hinsichtlich der Verbindung, Verankerung, Böschungsbauwerke.

Apparat zum Anbringen einer Stange aus der Kette.



1714

Diebstahl der Bücher des Herrn ...

Die in England gegossene
für die Insel Bourbez bestimmte Hängebrücke

Fig. 1.

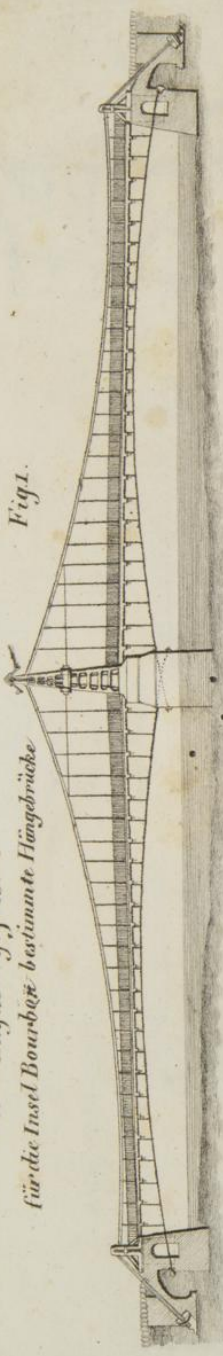
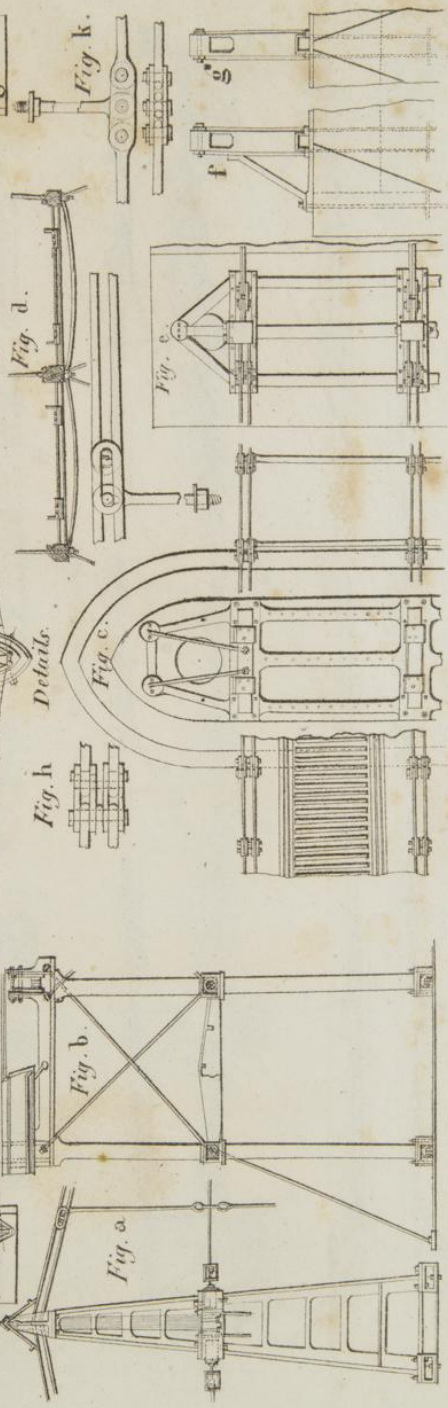
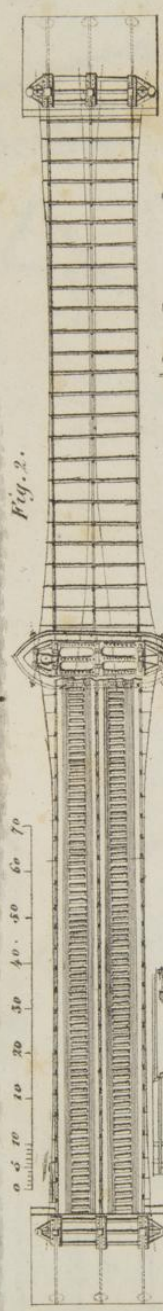



Fig. 2.



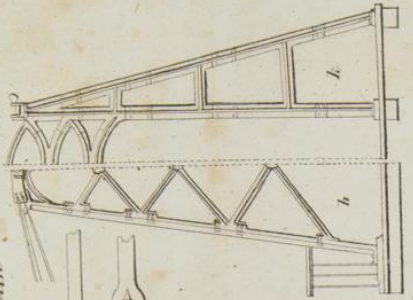
Details.



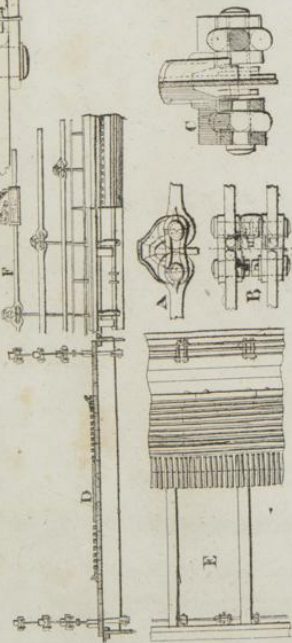
Handwritten text in a cursive script, likely a title or description of the drawings, located in the lower right quadrant of the page.



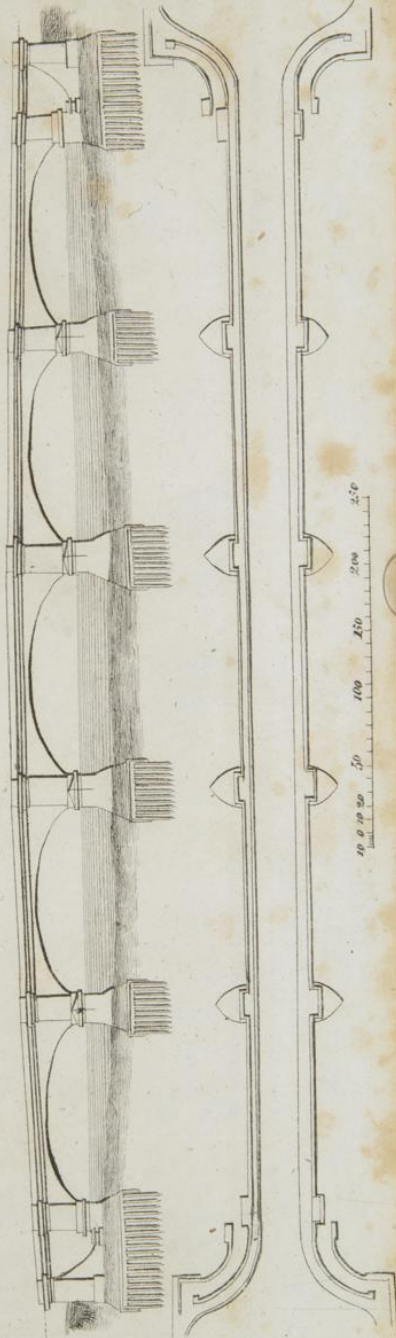
Details des Landgangs Hänge-Brückes etc. Leith




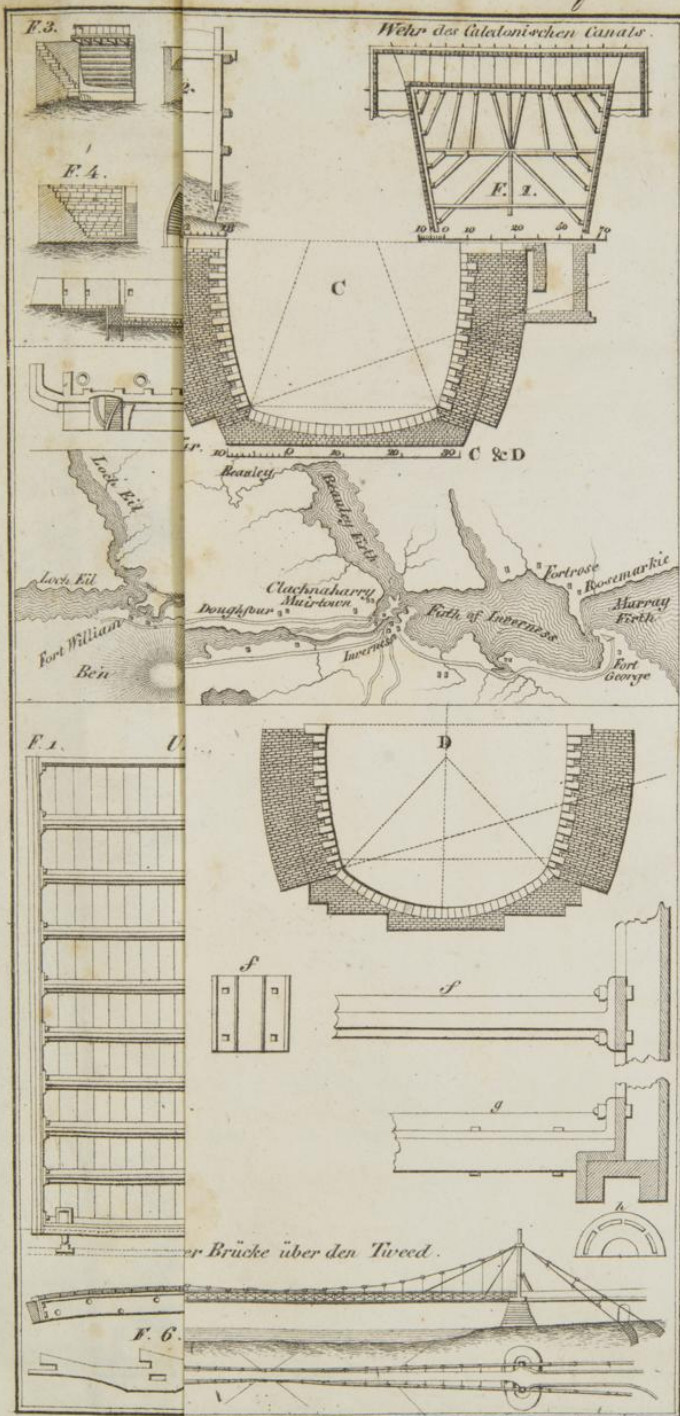
Details der Klee-Brücke

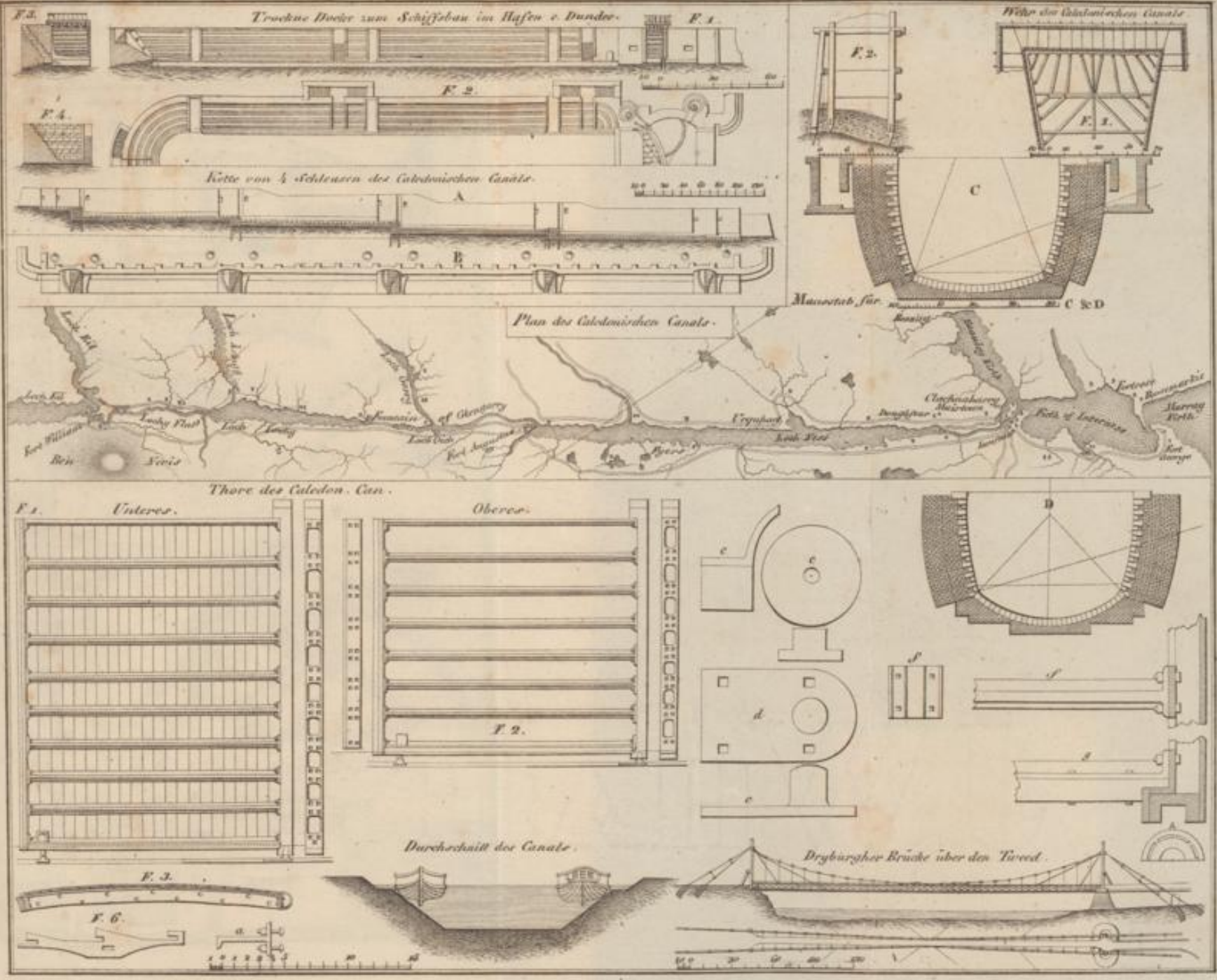



Neue London-Brücke

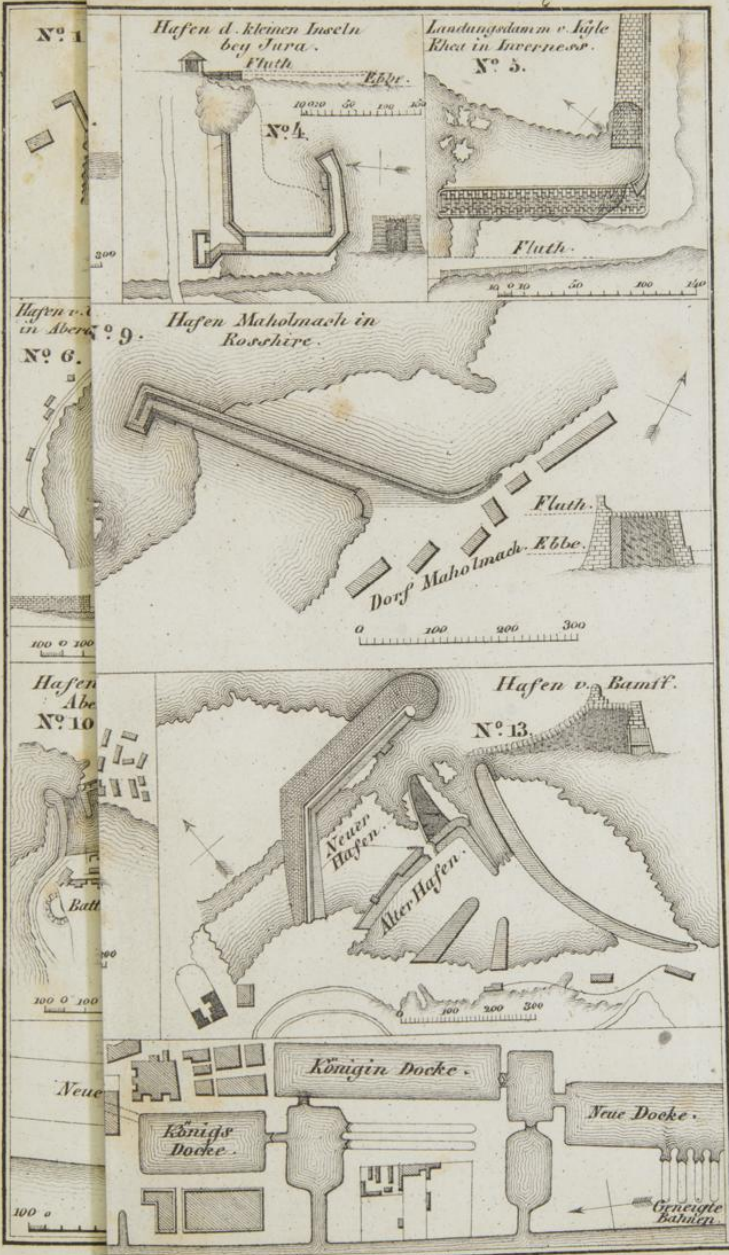


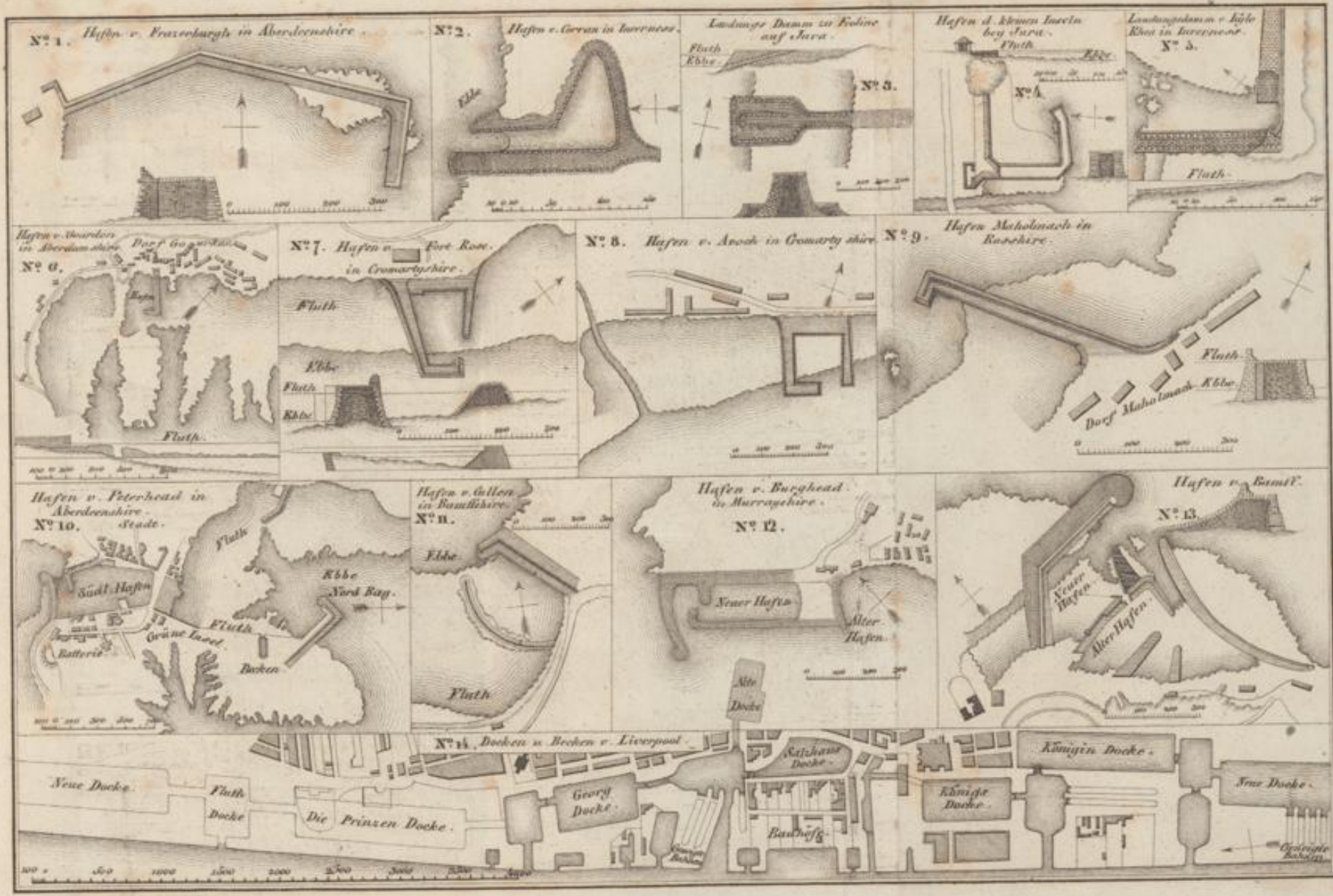










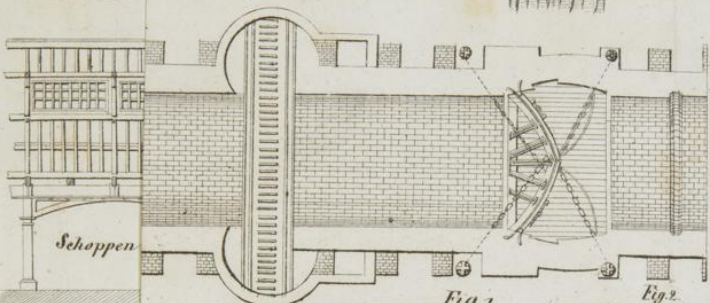


Londonscher Docken

Eiserne Schopp

Fig. 1.

Südliche E.

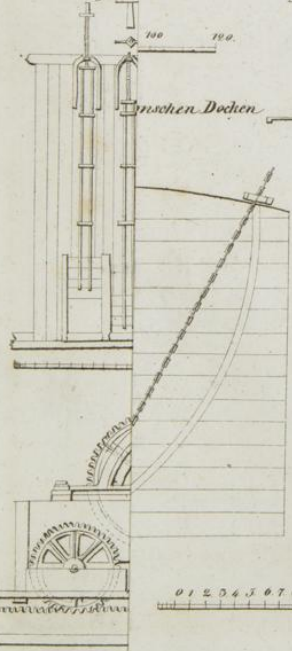


Schoppen

Rum = u

Fig. 3.

Fig. III.



inschen Doeken


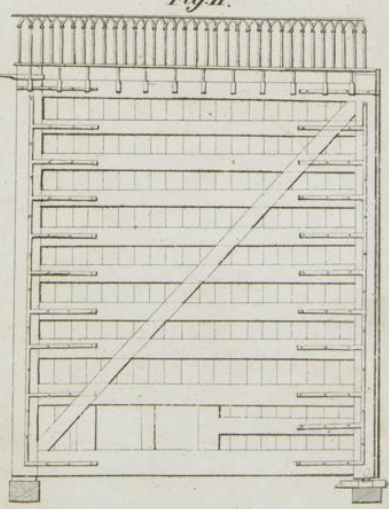




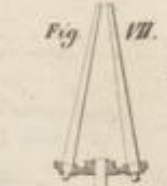

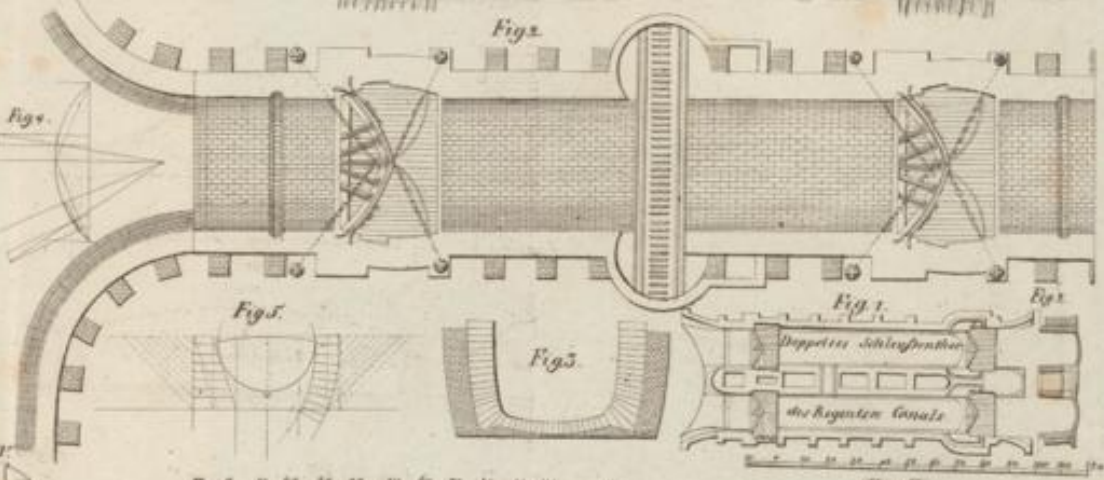
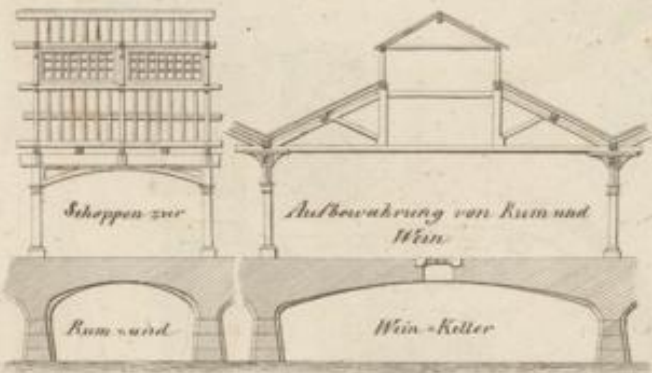
Fig. II.



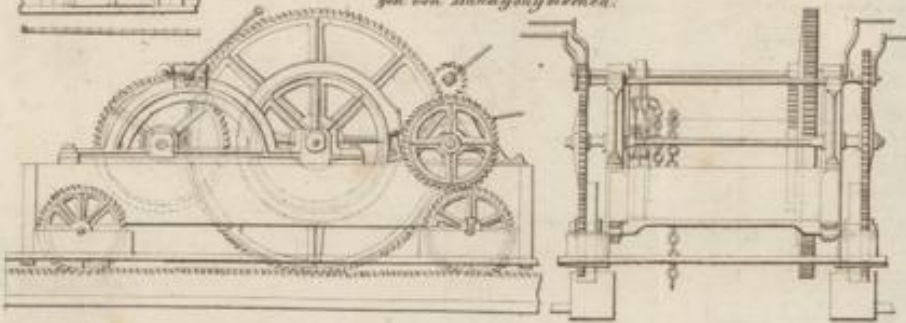
Eiserne Schuppen, die Hr. Koenig bei den Westindischen Docks
gebaut hat.




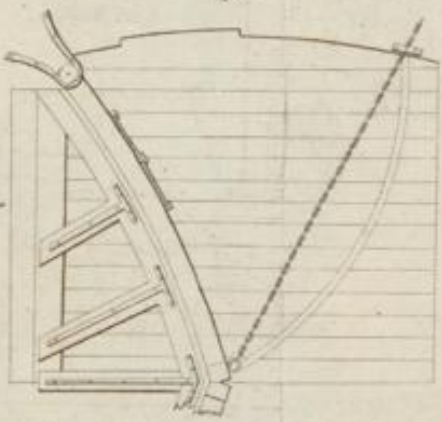
Einfahrt zu den Londonischen Docks
Fig. 1.



Maschine zum Aufsetzen und Bewegen von Mahagonihörken.



Schlussenthor der Londonischen Docks
Fig. 1.



PIETRI & SONS ARCHT. 1799

Zugbrücke über den Caledonischen Canal.

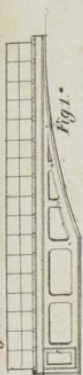


Fig. 2.



Zugbrücke über den London Docks.

Fig. 1.

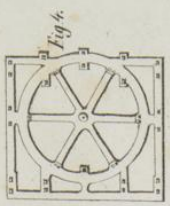
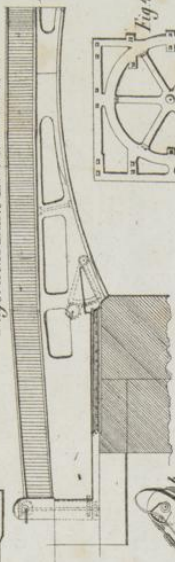


Fig. 5.



Fig. 6.

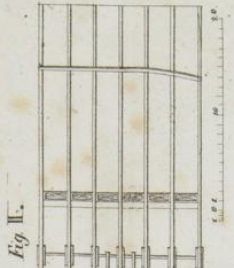


Fig. 11.

Eiserner Krahn zu Hull.

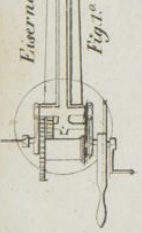


Fig. 10.

Fig. A. Eiserner Krahn zu Liverpool.

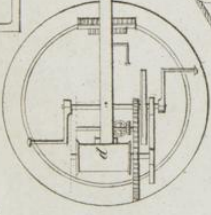


Fig. 5.

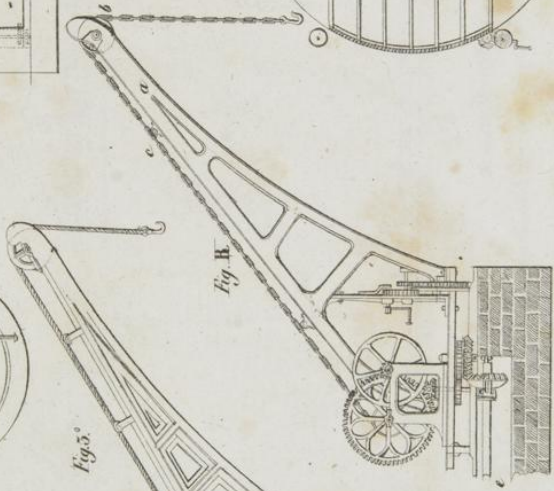


Fig. B.

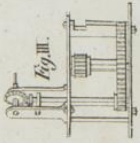


Fig. III.



Fig. IV.

Fig. 2.

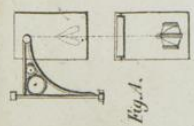
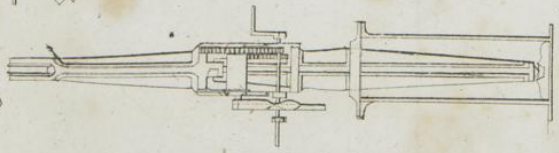
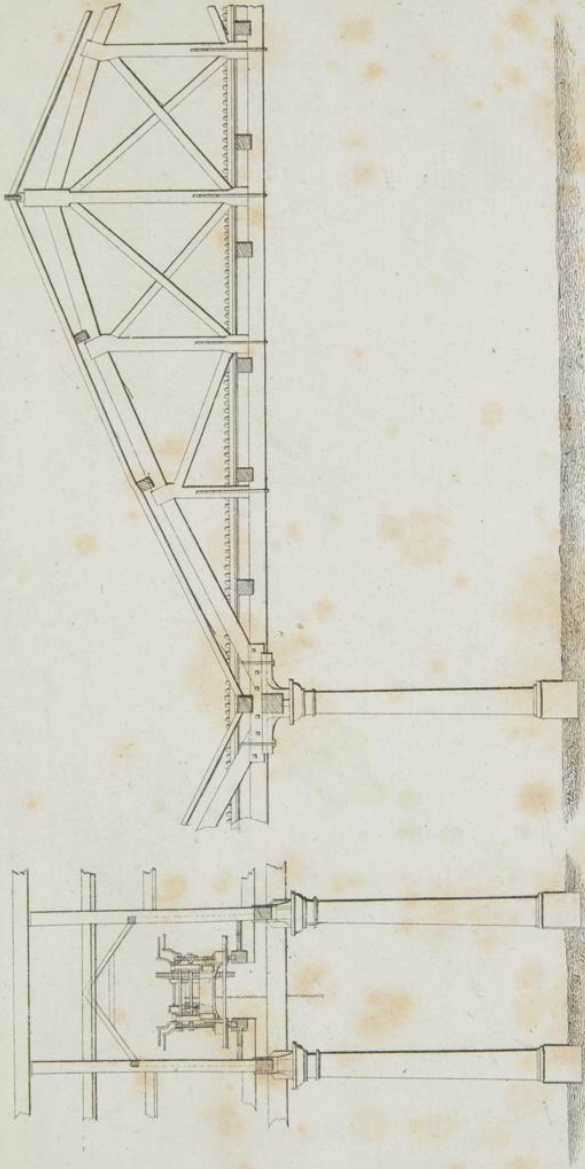




Fig. A.

1 2 3 4 5 6 7 8 9 10 11 12 13 14 15 16 17 18 19 20 21 22 23 24 25 26 27 28 29 30 31 32 33 34 35 36 37 38 39 40 41 42 43 44 45 46 47 48 49 50 51 52 53 54 55 56 57 58 59 60 61 62 63 64 65 66 67 68 69 70 71 72 73 74 75 76 77 78 79 80 81 82 83 84 85 86 87 88 89 90 91 92 93 94 95 96 97 98 99 100



Construction der vom Haken mit den Weichwachen Docken zum Aufbewahren von
Machugony-Bälken gebaueten Schoppen nebst Ansicht der Maschine.





Inches 1 2 3 4 5 6 7 8 9 10 11 12 13 14 15 16 17 18 19 8
 Centimetres

TIFFEN® Color Control Patches

© The Tiffen Company, 2007

| Blue | Cyan | Green | Yellow | Red | Magenta | White | 3/Color | Black |
|------------|------------|-------------|--------------|-----------|---------------|-------|------------|-------------|
| Light Blue | Light Cyan | Light Green | Light Yellow | Light Red | Light Magenta | White | Light Gray | Light Black |
| Dark Blue | Dark Cyan | Dark Green | Dark Yellow | Dark Red | Dark Magenta | White | Dark Gray | Dark Black |

| A | 1 | 2 | 3 | 4 | 5 | 6 | M | 8 | 9 | 10 | 11 | 12 | 13 | 14 | 15 | B | 17 | 18 | 19 |
|---|---|---|---|---|---|---|---|---|---|----|----|----|----|----|----|---|----|----|----|
| | R | G | B | | | | W | G | | K | | | | C | Y | M | | | |

TIFFEN® Gray Scale

© The Tiffen Company, 2007