
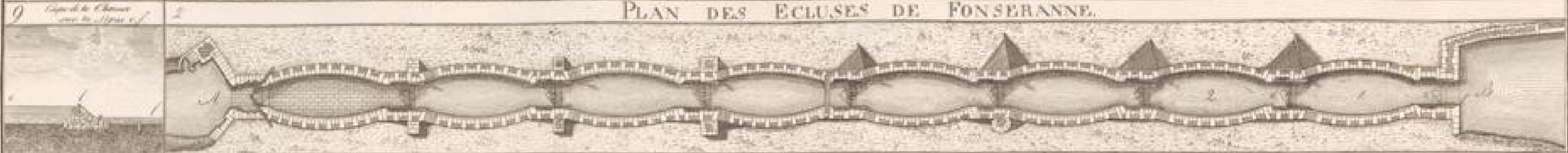


ELEVATION DES ECLUSES DE FONSERANNE SUR LA LIGNE a b



*Cote de la Chambre
a b
c d
e f
g h
i j
k l
m n
o p
q r
s t
u v
w x
y z*




PLAN DES ECLUSES DE FONSERANNE.



2. Elevation des Epandoirs sur la Ligne C D E F

3. Plan des Epandoirs de la Riviere d'Albi pres de Bazas


6. Epandoir de Salsigne pres l'eglise de Coire



ELEVATION DES EPANDOIRS




10. Elevation de la Cote de Front



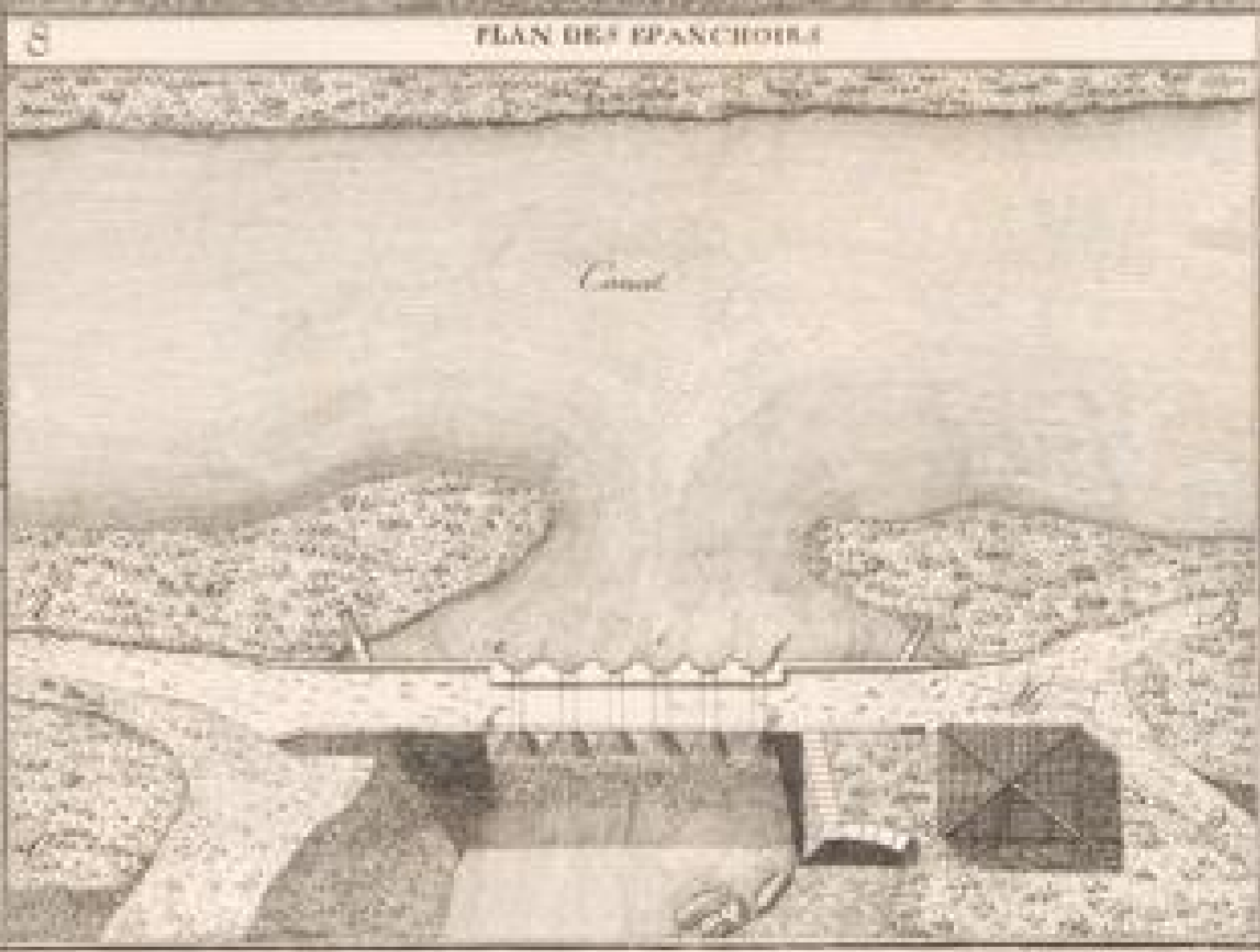
PLAN DES EPANDOIRS



11. Plan de la Cote



Coupe de la Chamuse et des Epandoirs sur la Ligne a b



Canal

1788