


Cortex Frangulae.

L. Koch, Pharmakognostischer Atlas, Bd. I.

Fig. I. 200 μ .



Ludwig Koch ges.

Taf. VII.

Fig. III. 200 μ .


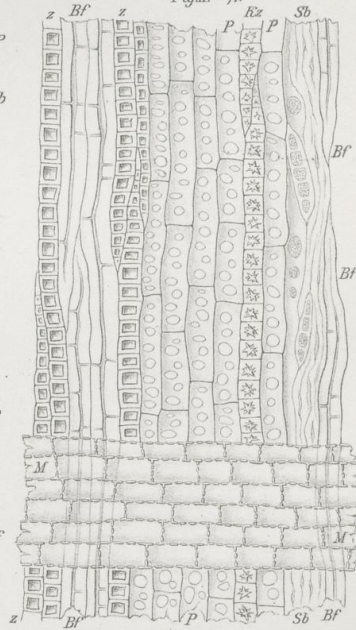


Fig. II. 200 μ .



E. Lane, Lith. Inst. Berlin.

